








What offers a secure, convenient and flexible way of controlling who has access to your building?

Entry

Surface Mounted Touch Panel

-  Capacitive 7-inch colour touch screen
-  Two-way video with premium monitor
-  Pan/tilt camera functionality
-  Built-in keypad & RFID reader
-  IPX5 rated for external use in all conditions



MIFARE® Compatible



IPX5 Rated



5 Year Warranty



User-Friendly Touch Screen



High-Contrast HD Screen

Devices from Paxton are well known for their secure, convenient, flexible and cost-effective access systems.

The **Entry** touch panel comprises of a quality 7-inch colour touch screen with personalisation options, the touch panel has a line-out for use with T-Loop antenna for users with hearing aids and advanced sound processing, for high traffic areas making it suitable for even more sites than ever before.

Features

Features	Connections
Display	7" LCD Colour Display
Maximum Users/Tokens	100 card packs (up to 5,000 tokens/users)
Power	Power over Ethernet Cat5 (PoE IEEE 802.3af class 0)
Ethernet Requirement	Cat5 1Mb/s multicast per panel during call TCP/IP ethernet extension limit 100m/328ft
Token Compatibility	Paxton, EM4100/02, MIFARE®, MIFARE® Classic, MIFARE® DESFire® EV1, MIFARE Plus®, MIFARE Ultralight®, MIFARE Ultralight C®, MIFARE Mini®, HID® Prox (activation required)

Integrations



Intruder



Fire



CCTV



Biometrics

Watch the video 